



WELCOME TO

LifeGroups Orientation

FALL '25



Ice Breakers

What's one thing you're excited about this semester, and why?

What is a Bible verse or passage that has been meaningful to you lately, and why?

How can we be praying for you as you prepare to launch your LifeGroup this semester?



belong. behold. become.

THE MISSION OF LIFEGROUPS



John 15:1-17

BELONG (V. 15-16) "FRIENDS," "CHOSEN," "APPOINTED"

- As a LifeGroup leader, how do you experience daily belonging with Jesus? (vertical relationship)
- How do you create an environment for your LifeGroup members to experience belonging with one another? (horizontal relationship)
- How do you inspire your members to experience personal belonging with Jesus outside of your LifeGroup?

BEHOLD - "REMAIN"


- As a LifeGroup leader, how you behold God personally maximizes your spiritual leadership.
- How do you create opportunities for your members to behold God unique to your LifeGroup?
- How do you inspire your members to behold God personally outside of LifeGroup?

BECOME - "FRUIT"

- Who is God calling you to mentor to take your place as leader?

Empowering LifeGroup Leaders

[SOUTHERN.EDU/BELONG](https://southern.edu/belong)



Click on "Lead a LifeGroup" to access dozens of resources.

10 Keys to a Successful LifeGroup

LifeGroup Orientation F25

Key # 10: Take Attendance



DOWNLOAD THE
CHURCH CENTER APP



WATCH OUR TUTORIAL:
[SOUTHERN.EDU/BELONG](https://southern.edu/belong)



EMAIL
[LIFEGROUPS@SOUTHERN.EDU](mailto:lifegroups@southern.edu)
FOR HELP

Important reminder: Have all of your members register with their full name! Avoid nicknames and have it match their myaccess name. This will help us avoid difficulties with giving credit!



LifeGroup Attendance



VISIT DEGREES TUITION [APPLY](#)

 [Share](#)



YOUR **PASSION**
GOD'S PURPOSE


Watch on  YouTube

[REQUEST INFORMATION](#)

Key #9: Invest in Your LifeGroup

Each LifeGroup leader is allowed to budget \$100 on their LifeGroup (e.g. resources) per semester:

- Make your purchase one of three ways:
 - a. Email lifegroups@southern.edu for Amazon purchases.
 - b. Make the purchase yourself & bring your original receipt to the Office of Ministry & Missions for cash reimbursement (minus tax).
 - c. Check out a Wal-Mart credit card from the Accounting office.
- Request extra funds by emailing lifegroups@southern.edu
- If your purchase has not been approved prior or deemed inappropriate you will not be reimbursed.



Acceptable Examples

Submit your original receipts to the Office of Ministry & Missions and follow instructions at the desk or send electronic invoices to lifegroups@southern.edu.

You must request permission **before** making a purchase over \$100 for your LifeGroup, otherwise full reimbursement will not be available.

amazon.com

Details for Order #114-0493193-5443469

[Print this page for your records.](#)

Order Placed: April 12, 2023

Amazon.com order number: 114-0493193-5443469

Order Total: \$10.99

Shipping now

Items Ordered

[Share](#)

Price

1 of: *Csydio 165 Pieces Shrink Sheet Kit Includes 20 Pieces Shrinky Film Sheets and 145 Pieces Metal Accessories, Shrink Plastic Sheet* **\$10.99**
 Set for Kids Indoor Creative Craft School Project

Sold by: Csydio ([seller profile](#))

Condition: New

Shipping Address:

Anna Bennett
 OFFICE OF MINISTRY & MISSIONS SOUTHERN ADVENTIST UNIVERSITY
 5006 UNIVERSITY DR W
 COLLEGE DALE, TN 37315-5006
 United States

Shipping Speed:

Standard Shipping

Payment information

Payment Method:

Visa | Last digits: XXXXXXXX

Item(s) Subtotal: **\$10.99**

Shipping & Handling: **\$0.00**

Total before tax: **\$10.99**

Estimated tax to be collected: **\$0.00**

Grand Total: \$10.99

Billing address

Anna Bennett
 OFFICE OF MINISTRY & MISSIONS SOUTHERN ADVENTIST UNIVERSITY
 5006 UNIVERSITY DR W
 COLLEGE DALE, TN 37315-5006
 United States

DOLLAR TREE

Store# 2340
 9328 Apison Pike
 Ooltewah TN 37363-5650

(423) 615-6000

DESCRIPTION	QTY	PRICE	TOTAL
STRETCH CANVAS 8X10 PDQ	1	1.25	1.25T
STRETCH CANVAS 8X10 PDQ	1	1.25	1.25T
STRETCH CANVAS 8X10 PDQ	1	1.25	1.25T
STRETCH CANVAS 8X10 PDQ	1	1.25	1.25T
STRETCH CANVAS 8X10 PDQ	1	1.25	1.25T
STRETCH CANVAS 8X10 PDQ	1	1.25	1.25T
STRETCH CANVAS 8X10 PDQ	1	1.25	1.25T
STRETCH CANVAS 8X10 PDQ	1	1.25	1.25T
STRETCH CANVAS 8X10 PDQ	1	1.25	1.25T
STRETCH CANVAS 8X10 PDQ	1	1.25	1.25T
STRETCH CANVAS 8X10 PDQ	1	1.25	1.25T
STRETCH CANVAS 8X10 PDQ	1	1.25	1.25T
Sub Total		\$15.00	
SALES TAX		\$1.39	
Total		\$16.39	
CAPITAL ONE VISA		\$16.39	

Purchase		Approved	
Auth/Trace Number		Chip	

NOW SHOP ON-LINE AT DOLLARTREE.COM

 * We will gladly exchange any unopened item *

* with original receipt. We do not offer refunds. *

0693 02340 01 065 27445866 2/23/23 19:07

Sales Associate:Bobby

Key #8: Incorporate Service

**A GROUP THAT SERVES TOGETHER,
STAYS TOGETHER**

Beyond your weekly LifeGroup, what could you do as a group to continue to foster belonging and give opportunities for your members to become disciple makers by engaging with the community around you?



go to southern.edu/serve to sign up!

Key #7: Empower Others



HOST

Whether your group is meeting in an apartment or dorm room or a room in Bietz Center or the University church, ask someone to come early and help set the environment.



PRAYER WARRIOR

Look for the shepherd in your group who may be willing to listen and keep track of prayer requests for your group.



COMMUNICATOR


Find the incluser in your group and ask that they send out weekly reminders about LifeGroup, etc.

Key #6: Meet Consistently

Three principles to guide your LifeGroup are:

- Meet on the same day and time each week
- Meet at the same location each week
- Communicate, communicate! Remind your members the day before and express how you're looking forward to seeing them!

The extent to which you are consistent in having LifeGroup each week directly correlates to how many consistent members you'll have.



Visit southern.edu/belong for location ideas and contact information to make reservations.



Key #5: Personalize It

What has been your experience or your need? What are you curious about? Lead your LifeGroup out of your passions:

1. Activity-based,
2. Bible study,
3. Book-based,
4. Disciple-making,
5. Support,
6. Topical

No matter what type of LifeGroup though, our mission remains the same. LifeGroups that become misaligned with our mission will be discontinued.

Key #4: Establish Confidentiality



Determine the appropriate settings for your LifeGroup:
1) request to join,
2) open sign up



Invite members to write and agree to a covenant & explain the rules to new visitors

Find a sample on our website



Ensure each person has the opportunity to share if desired but don't force it



Key #3: Work Together

FIND A CO-LEADER

SHARING THE LOAD

The success of your LifeGroup depends on how well you lead with a co-leader - planning, executing your plans, praying together, equally caring for your members, etc.

MAINTAIN CONSISTENCY

Working with a co-leader helps ensure your group will meet weekly and with intentionality.

EXPECTING LIFE WILL HAPPEN

You may set out to lead your LifeGroup this semester with the best intentions but you must also plan for interruptions (i.e. breakup, academic challenges, family situations, financial stresses, etc.) by establishing a co-leader in order to avoid burnout and create a positive, transformative LifeGroup experience for you and your members.

Key #2: Plan Intentionally

LEAD FROM A PLACE OF OVERFLOW

Planning intentionally involves:

- Praying for the baptism of the Holy Spirit
 - Praying: "God, what does our LifeGroup need this week?"
 - Planning the content
 - Creating the environment
 - Connecting with members throughout the week
 - Establishing a plan for the weekly meeting
 - Evaluating and recalibrating with your LifeGroup Coach
-





Plan Intentionality

Bump

- Arrive to the location of your meeting early
- Create the environment
- Pray over each person by name

Set

- Welcome each person as they arrive
- Use an icebreaker to get everyone involved
- Pray together as a group

Spike

- Dive into the main topic/activity of your gathering
 - Ask questions that inspire personal application
 - Let the Holy Spirit guide
-

Key #1: Lead with Vision

BEGIN WITH THE END IN MIND

- How will you measure success?
- What is the purpose of your LifeGroup?
- Work yourself out of a job. What opportunities do you have for nurturing disciplemakers of Christ?
- What do you want your LifeGroup members to have experienced by the end of the semester?



MISSION CRITICAL



BELONG

How can you nurture a spiritual community where each LifeGroup member can experience belonging?



BEHOLD

How can you cultivate a spiritually transformative experience where each LifeGroup member can behold God personally and intimately?



BECOME

How can you empower LifeGroup members who have been changed and transformed to become disciplemakers themselves?



Earn a Digital Badge

Character Development & Durable Skills

OFFICE OF MINISTRY & MISSIONS WITH LIFE CALLING & CAREER SERVICES

Digital badges offer verified proof of competency which can be shared on professional networks such as LinkedIn to showcase your skills.

DIGITAL BADGES & CHARACTER DEVELOPMENT

By engaging in a series of competency-based microcredential programs, you can earn badges that reflect your proficiency and transformation in developing and Adventist Worldview, Empathy, Teamwork, Resilience, & Vocational Calling.

HOW TO EARN A BADGE?

Utilize the Career & Calling Pathway on eClass which is designed to guide you through a series of modules and activities that develop durable skills. 1) Lead a LifeGroup for a minimum of 9 weeks a semester, 2) meet weekly with your Coach, 3) complete end-of-semester reflection survey to be eligible for a digital badge.

What happens next?

- Schedule a weekly meeting with your LifeGroup Coach.
- If you already have group members, please register all members of your LifeGroup on Church Center.
- Recruit interested individuals by directing them to: www.southern.edu/belong.
- Join us for LifeGroups Vespers & GroupLink on September 12!
- Prepare for your first LifeGroup.
- Take attendance via the Church Center app.



GroupLink

KNOW YOUR "ELEVATOR PITCH"

- 6:00pm Iles PE Center open for LifeGroup leaders
 - Find the table with your LifeGroup name on it
 - Member Sign Up QR code (found on the Church Center App)
 - Tablecloth & signage provided for you
 - No tri-fold poster boards allowed
 - Snacks and beverages provided for everyone
- 6:30pm & 8:30pm LifeGroups vespers in the University Church
- 7:30pm GroupLink in Iles PE Center

southern.edu/belong





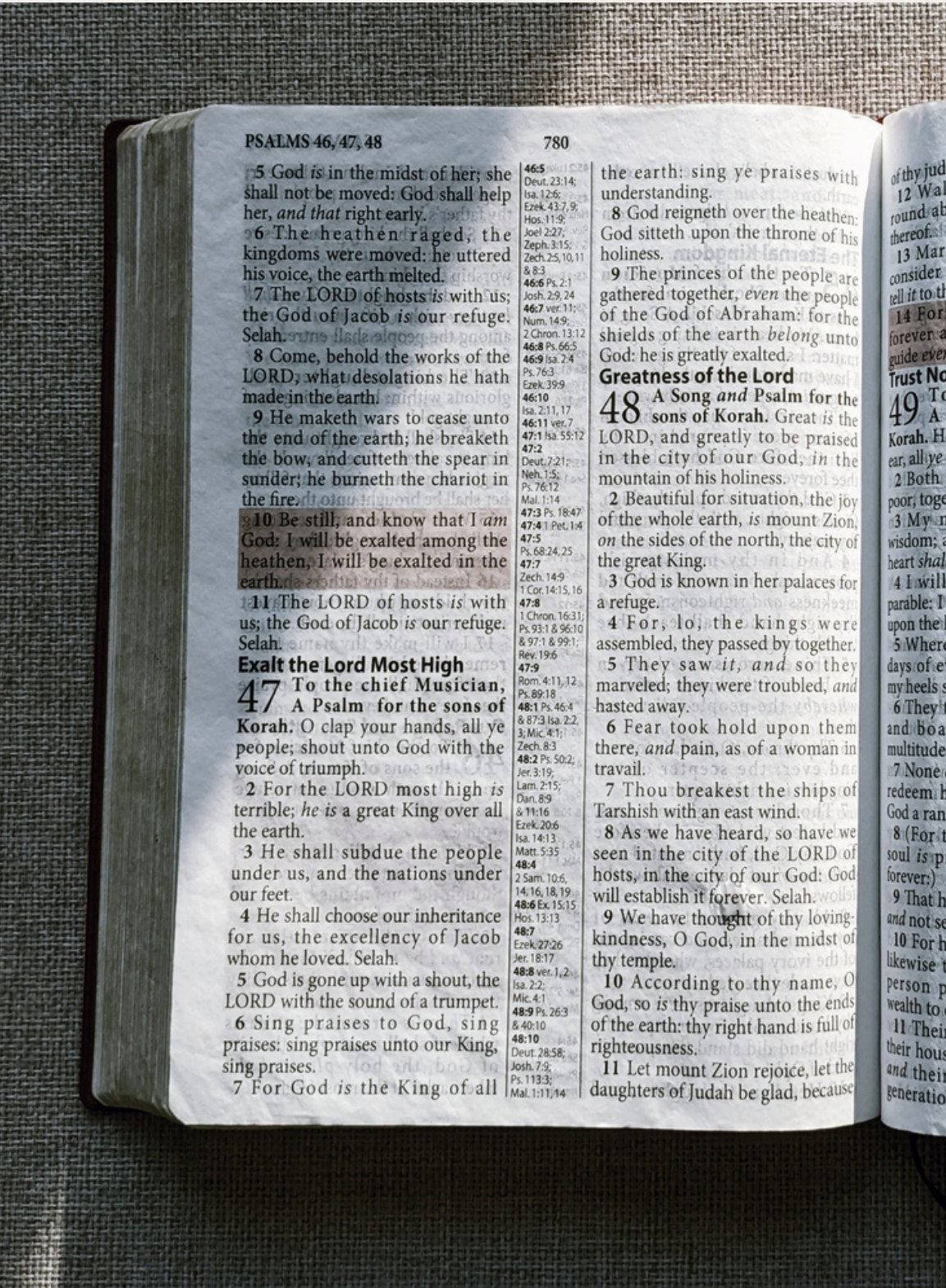
Kingdom Come

2025-2026 SPIRITUAL THEME

Reflective Bible Reading

RELATIONAL APPLICATION

Read the following passage of scripture, slowly absorb the words of the passage by reading it multiple times while not analyzing, studying, or outlining the passage. Pause in your reading of the passage as the Holy Spirit brings awareness so that the goal of reading God' Word is not focused on completing the reading, but rather absorbing it personally.





Reflect:

EPHESIANS 2:18-22

1. What does this passage say to me?
2. How does this passage intersect with my life?
3. What is the invitation?

25 minutes



Reflection
& Prayer



Questions?

We're here to help:
lifegroups@southern.edu